

Investigate Magnifiers

A Silver River Museum Hands-on Lesson



- View the Silver River Museum video *Investigate Magnifiers* found at <https://youtu.be/rGU8FgjECa0>
- While watching the video, fill out the sheet below.
- You may need to pause the video or watch it several times.





1. What is the name of each tool pictured below?



2. How do things look different when you view them with a magnifying glass?

3. Cut and glue the pictures to sort them into the chart below.

Magnified	Not Magnified



4. Did you make your own magnifying glass? If you did, describe one thing you saw with it.